

DCLEP Strategic Plan Review 2015 Community Survey



DCLEP 2015 Community Survey – Results

DCLEP Hundred v Respondent Sample

Hundred	Townships & Localities Within The Hundred	DCLEP Data		2015 Survey	
		N	N%	R	R%
Cummins	Cummins	395	12.3%	82	17.4%
Flinders	Lincoln National Park	1	0.03%	1	0.2%
Kiana	Mount Hope, Kiana	40	1.2%	4	0.9%
Lake Wangary	Coffin Bay, Wangary, Kellidie Bay, Farm Beach, Little Douglas, Mount Dutton Bay	976	30.4%	128	27.2%
Lincoln	Boston, Tulka, Tiatukia, Coomunga, Duck Ponds, Tootenilla	798	24.9%	108	23.0%
Louth	Louth Bay, North Shields, Charlton Gully, Greenpatch, Poonindie, White Flat, Whites River	526	16.4%	89	18.9%
Mitchell	Kapinnie, Mitchell	50	1.6%	6	1.3%
Mortlock	Edillilie	68	2.1%	15	3.2%
Shannon	Karkoo, Yeelanna	70	2.2%	8	1.7%
Sleaford	Sleaford Bay, Fishery Bay	25	0.8%	5	1.1%
Uley	Coffin Bay National Park	23	0.7%	3	0.6%
Ulipa	Mount Drummond	24	0.7%	1	0.2%
Wanilla	Wanilla, Pearlah, Fountain	111	3.5%	14	3.0%
Warrow	Warrow, Couлта	99	3.1%	6	1.3%
	TOTAL	3206 *	100%	470 **	100%

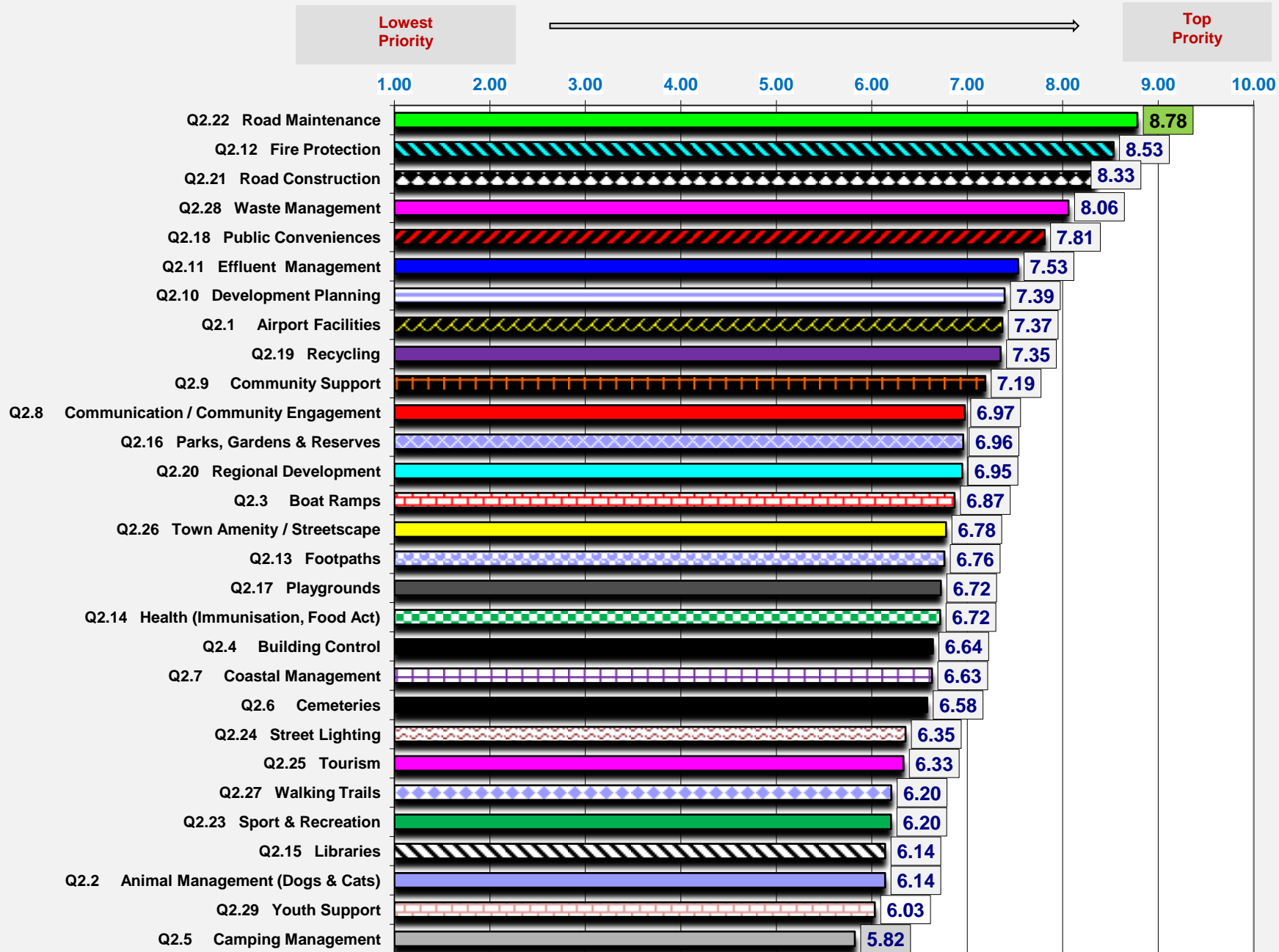
* Total of 3206 assessments included in survey for mail-out of questionnaires.

** Responses to survey = 503, with 33 not answering Q1.



DCLEP 2015 Community Survey – Results

Q2 Priority Mean scores out of 10 (ranked) for 29 Council services



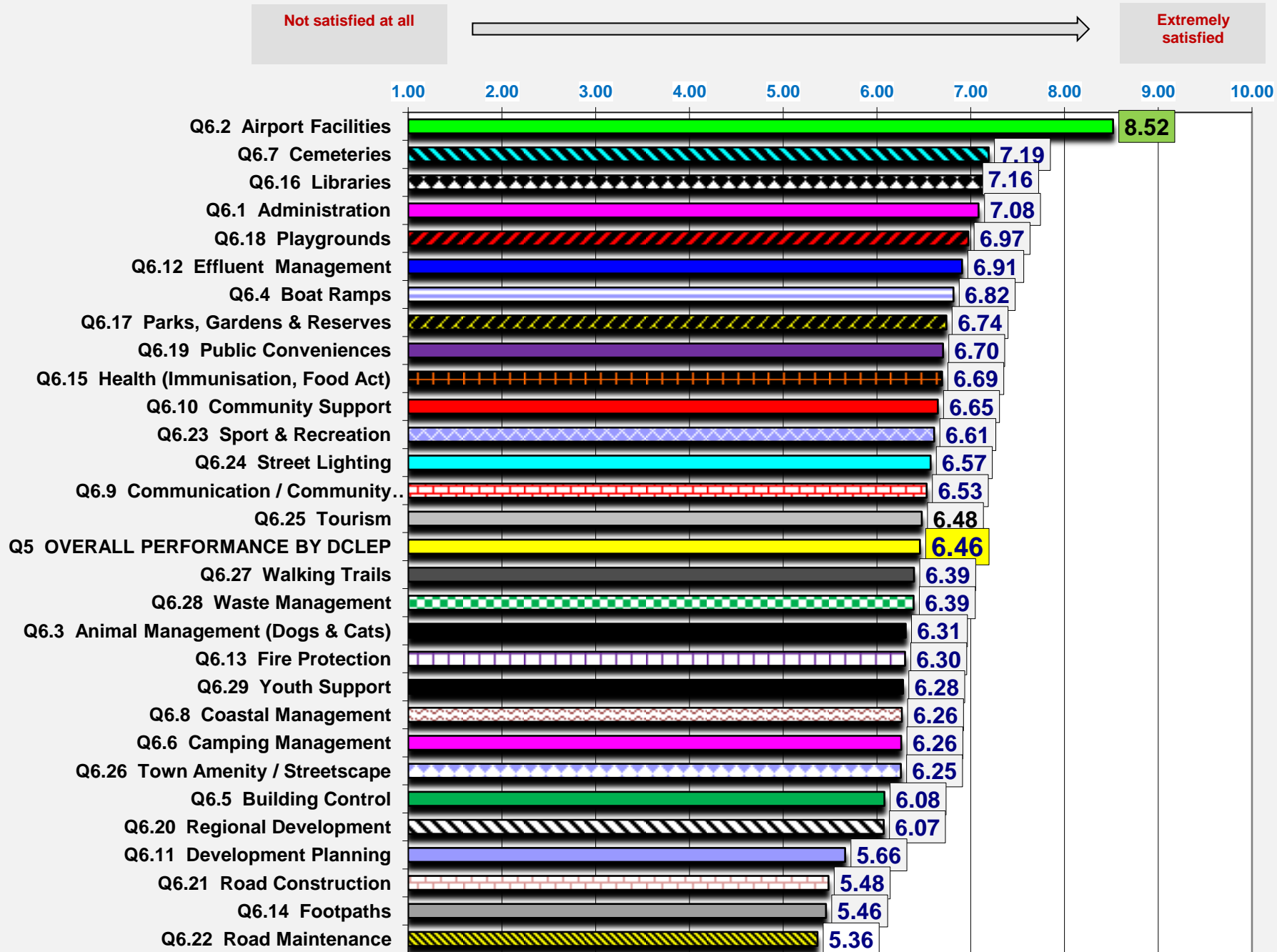
Q4 - Allocation of \$1million to 3 Council Services

Council Service	Mean (\$)
Road construction & maintenance, sealing, signage	415,766.49
Fire Protection & Management, Fire breaks	81,198.75
Recycling	73,587.35
Parks & Gardens, Revegetation, Town amenity, Weed control	54,661.32
Footpaths, Walking & Bicycle trails, Kerbing	45,625.67
Aged Care accommodation, Retirement homes	43,778.07
Boat ramps, Groynes, Jetties, Shelter sheds, Fish cleaning	31,914.44
Development & Planning, Land for housing	28,743.32
Waste management	25,254.90
Coastal Management & protection, Beach access	22,502.67
Regional development, Amalgamation, Joint service provision	21,925.13
Other eg Further upgrade airport, Debt repayment	21,254.01
Water - Supply, Storm Water, Drainage, Ovals use	19,561.50
Tourism, Tourist centre	16,088.24
Community support, Education	15,688.95
Health, Medical, Hospital	15,363.64
Youth support	11,987.52
Sport & recreation, Swimming pool, Upgrade clubrooms	11,051.69
Camping Management, RV site development	10,962.57
Power supply - solar, wind, Phone	9,358.29
Effluent Management	8,042.78
Street lighting, Airstrip lighting	4,053.48
Communication, Community engagement	3,609.63
Marinas	2,673.80
Upgrade buildings, town facilities, Men's shed	2,360.96
Libraries	2,093.58
Cemeteries	891.26
Total	1,000,000.00

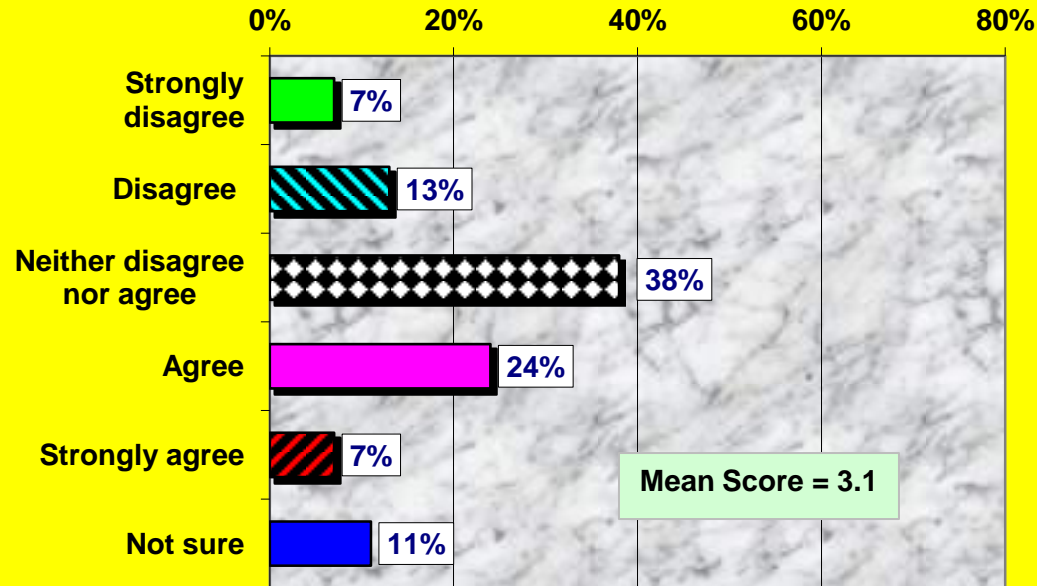


DCLEP 2015 Community Survey – Results

Q5 & Q6 Satisfaction Mean scores out of 10 (ranked) Overall (Q5) and for 29 services



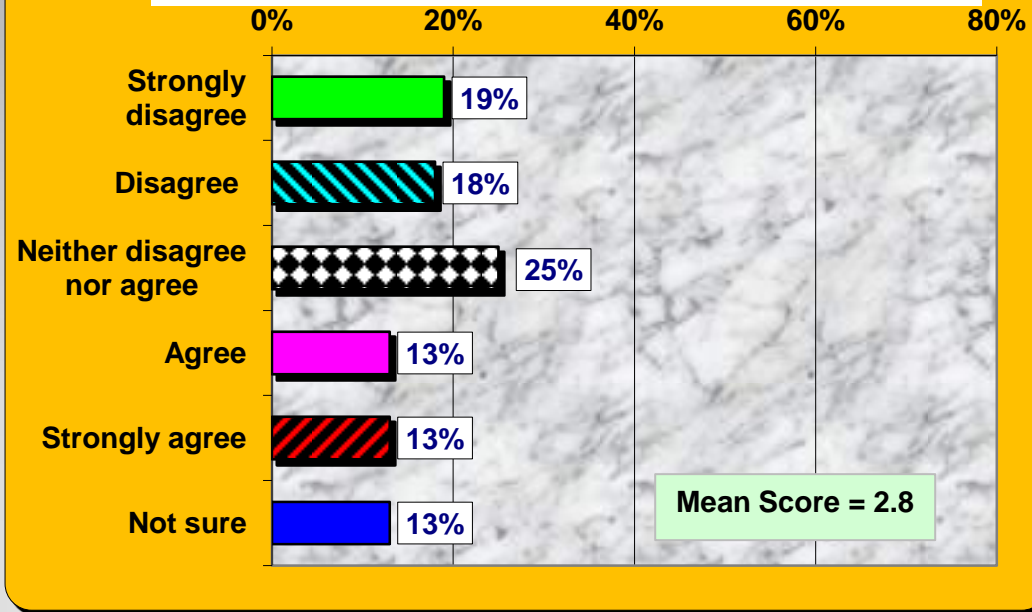
Q8a DCLEP should play a more active role in engaging with youth



Strongly disagree	31	7%
Disagree	56	13%
Neither disagree nor agree	170	38%
Agree	105	24%
Strongly agree	32	7%
Not sure	47	11%
Total	441	100%



Q8b DCLEP Council boundaries are in urgent need of review



Strongly disagree	89	19%
Disagree	84	18%
Neither disagree nor agree	119	25%
Agree	61	13%
Strongly agree	64	13%
Not sure	61	13%
Total	478	100%

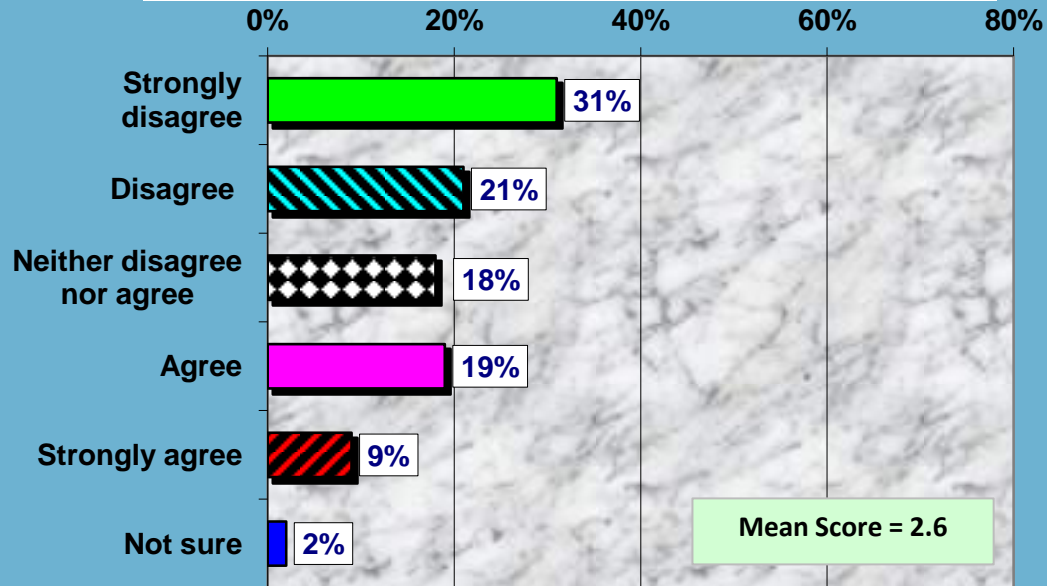


Q8b DCLEP Council boundaries are in urgent need of review

Q8b DCLEP Council boundaries are in urgent need of review	Hundred recoded							Total
	CUMMINS	LAKE WANGARY	LINCOLN	LOUTH	MORTLOCK	WANILLA	OTHER	
	Col %	Col %	Col %	Col %	Col %	Col %	Col %	Col %
Strongly disagree	24.4%	13.7%	10.6%	18.6%	15.4%	15.4%	39.4%	17.7%
Disagree	21.8%	12.1%	15.4%	17.4%	30.8%	15.4%	30.3%	17.5%
Neither agree nor disagree	29.5%	30.6%	23.1%	24.4%	7.7%	23.1%	9.1%	25.1%
Agree	9.0%	12.1%	13.5%	12.8%	23.1%	23.1%	12.1%	12.6%
Strongly agree	5.1%	8.9%	25.0%	17.4%	15.4%	15.4%	6.1%	13.7%
Not sure	10.3%	22.6%	12.5%	9.3%	7.7%	7.7%	3.0%	13.3%



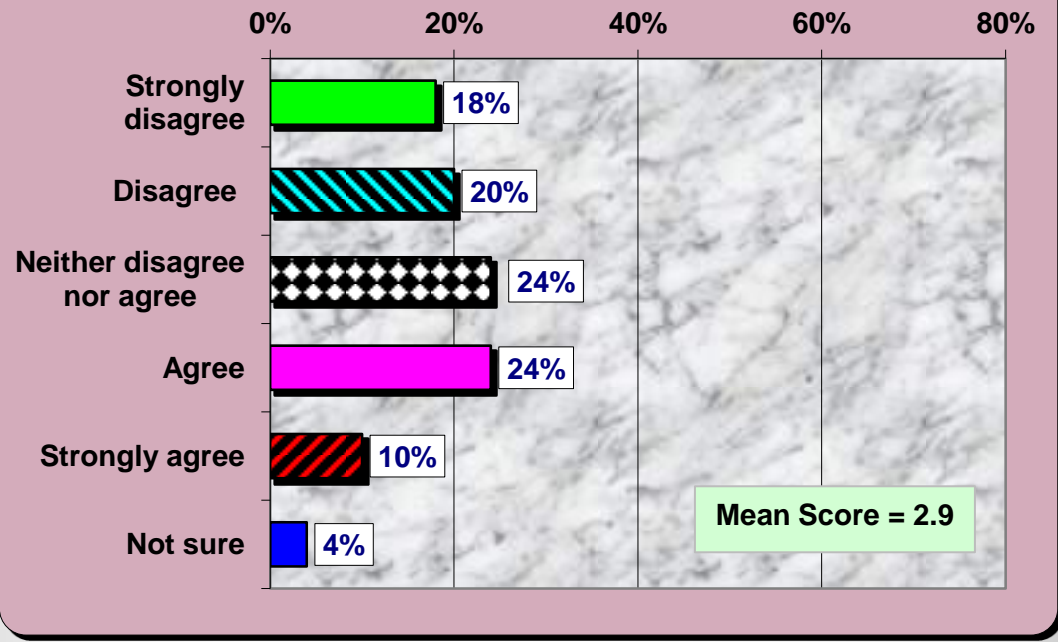
Q8c DCLEP should increase rates to introduce a recyclables collection service



Strongly disagree	150	31%
Disagree	101	21%
Neither disagree nor agree	88	18%
Agree	90	19%
Strongly agree	42	9%
Not sure	10	2%
Total	481	100%



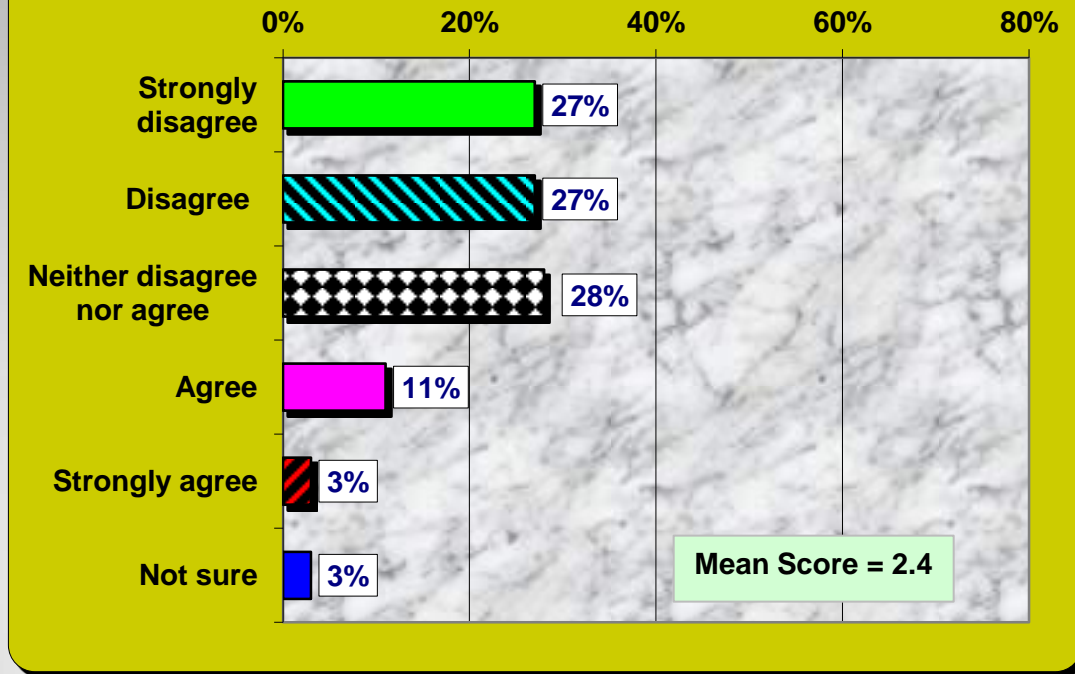
Q8d DCLEP should increase rates to further improve the standard of the road network



Strongly disagree	87	18%
Disagree	97	20%
Neither disagree nor agree	115	24%
Agree	112	24%
Strongly agree	47	10%
Not sure	17	4%
Total	475	100%



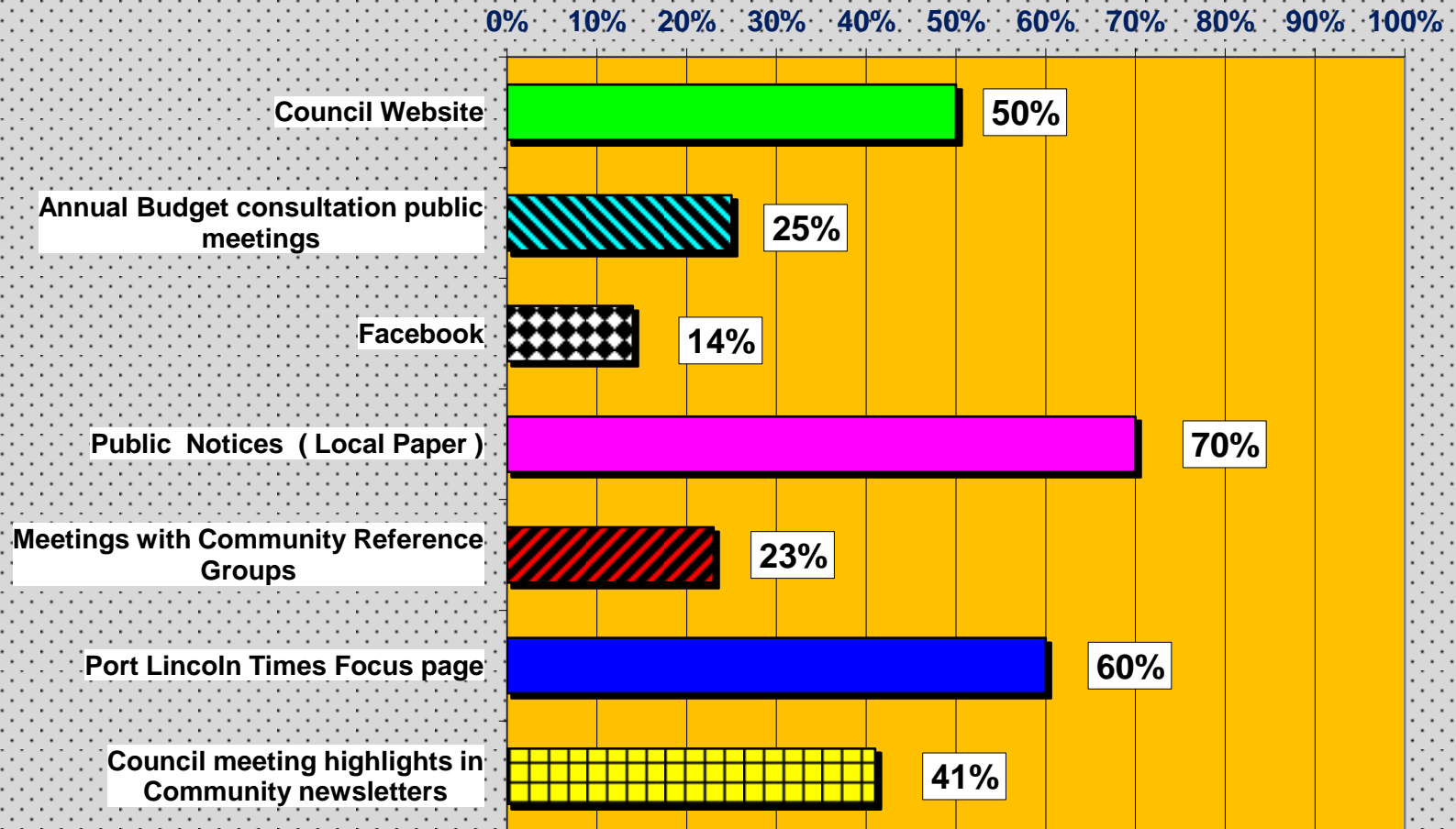
Q8e DCLEP should increase rates to further improve township amenity



Strongly disagree	127	27%
Disagree	128	27%
Neither disagree nor agree	131	28%
Agree	53	11%
Strongly agree	15	3%
Not sure	14	3%
Total	468	100%



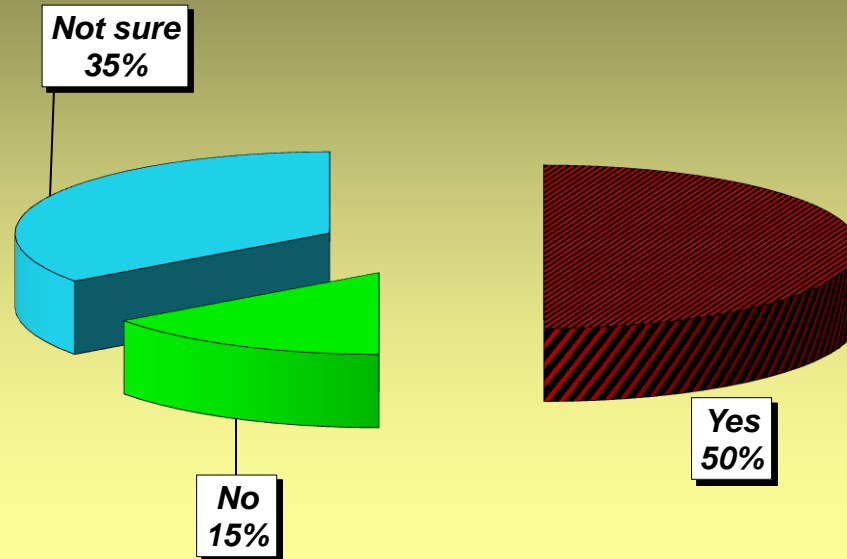
Q9a Council communication methods aware of



Percentages add to >100% due to multiple responses



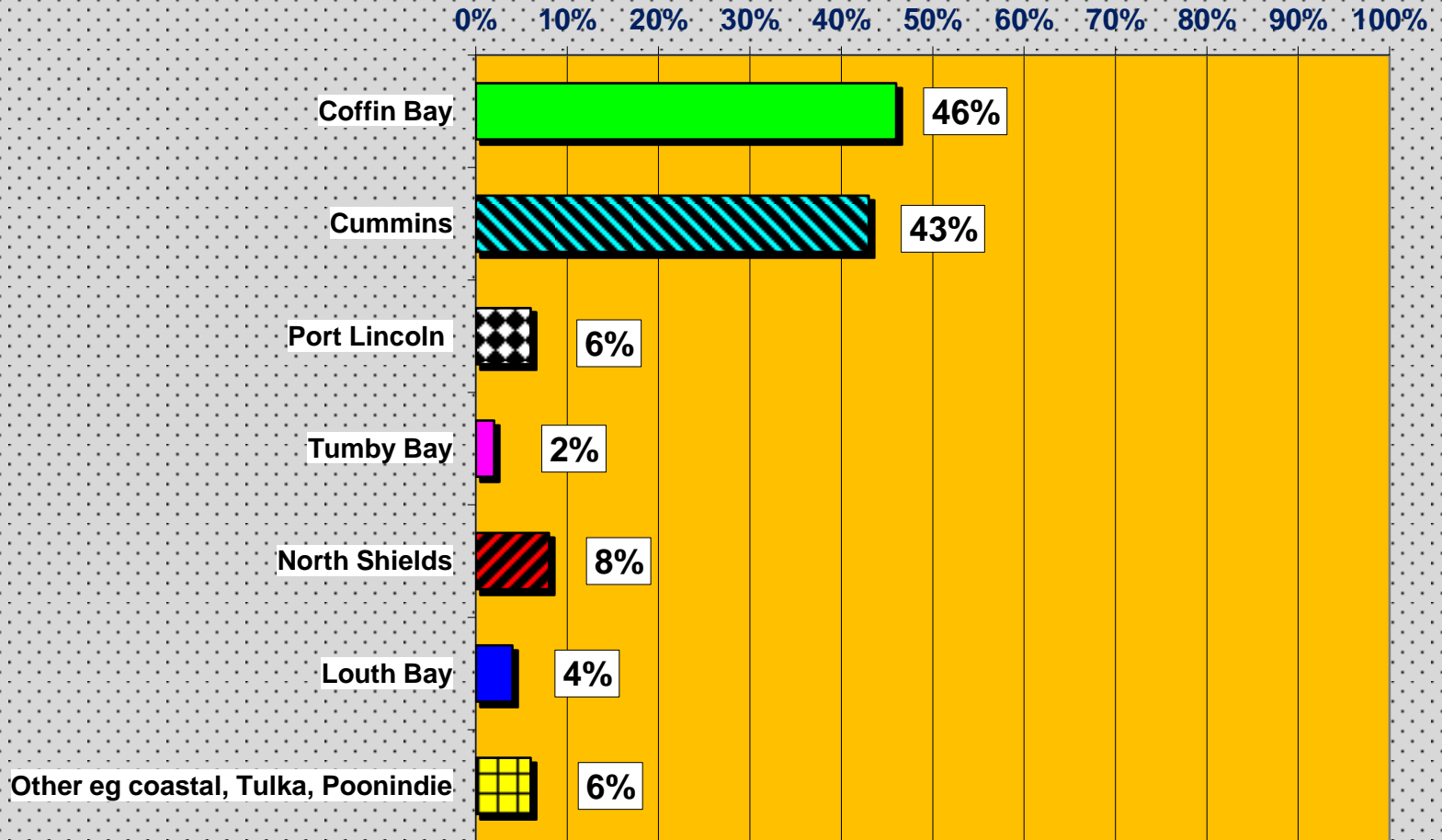
Q10 Is there demand for additional Aged Care accommodation in DCLEP



Q10	Frequency	Percent
Yes	237	50.2
No	70	14.8
Not sure	165	35.0
Total	472	100.0



Q10a In which DCLEP township(s) should additional Aged Care accommodation be provided

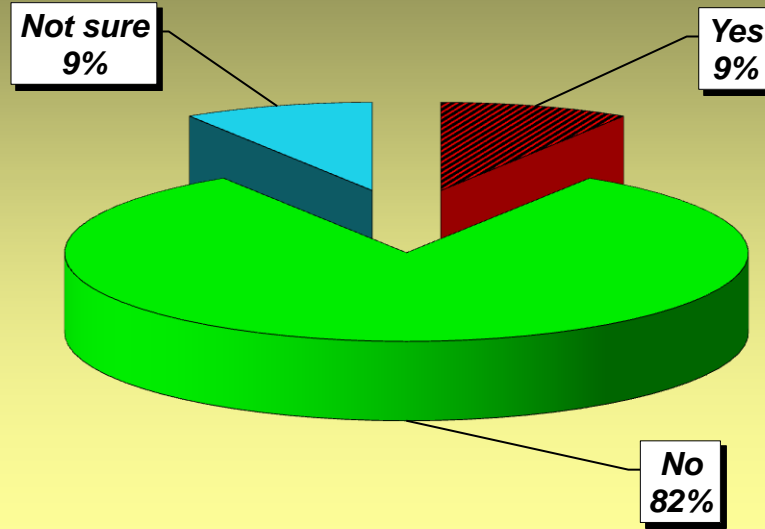


Percentages add to >100% due to multiple responses

NB: Graph shows the township preference of the 50% of respondents indicating in a previous question that additional facilities are required.



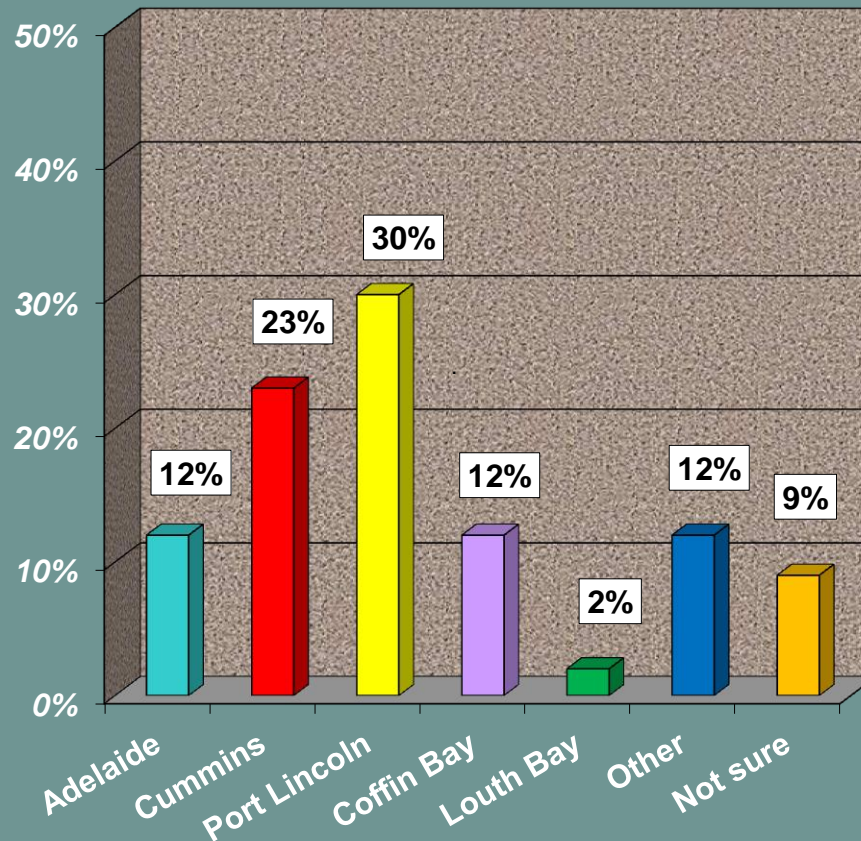
Q11 Considering a move to retirement-style accommodation in next 3 years



Q11	Frequency	Percent
Yes	45	9.3
No	397	82.0
Not sure	42	8.7
Total	484	100.0



Q11a Where consider a move for retirement-style accommodation in next 3 years



Graph indicates the preferred location for retirement for the 9% of respondents planning to retire in next three years.

